



ONWA's 9 Key Areas of Focus

RECLAIM
 Indigenous women's role as matriarchs (leadership) in their families and communities.

RESTORE
 Indigenous women's identity and inherent rights beyond a jurisdictional approach.

RECONCILE
 relationships to ensure that Indigenous women have a right to safety regardless of location.

RECOGNIZE
 that Indigenous women are the medicine needed to heal ourselves, families, and communities.



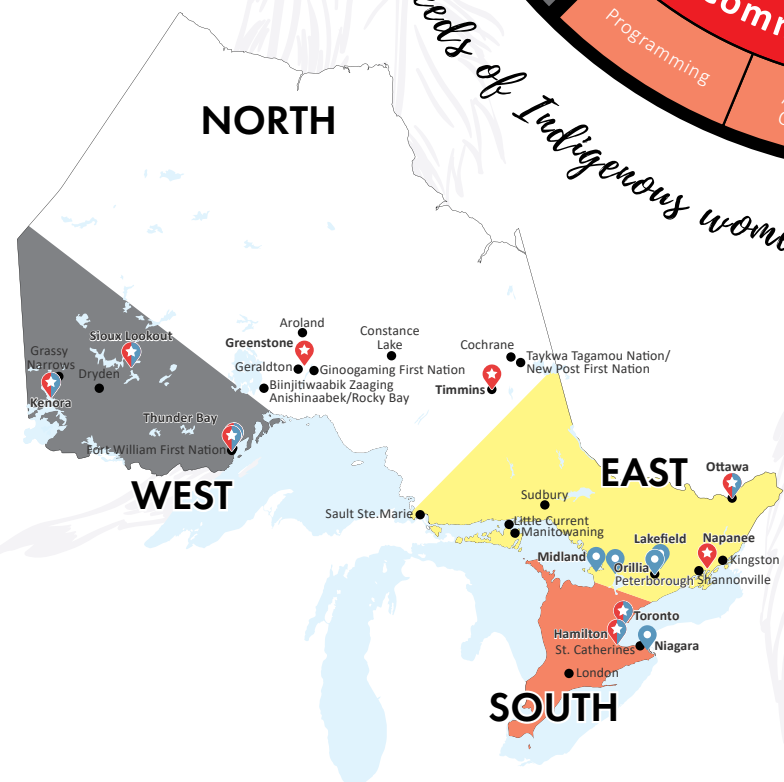
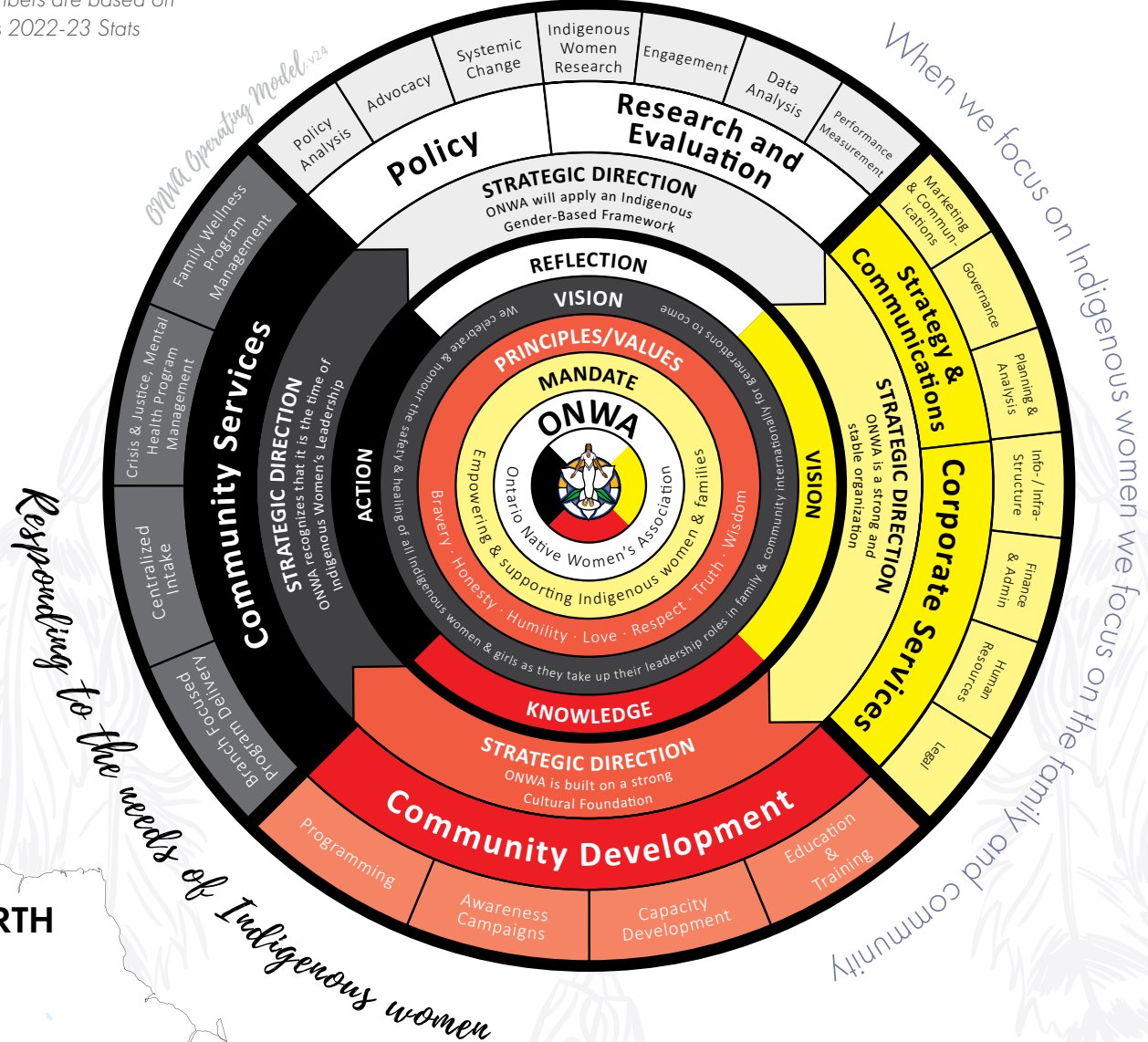
At the **Ontario Native Women's Association (ONWA)**, we celebrate and honour the safety and healing of Indigenous women and girls as they take up their leadership roles in the family, community and internationally for generations to come.

These numbers are based on ONWA's 2022-23 Stats

66
 Programs/
 Projects/Services

188,000
 (187,565)
 Total Community Impact

136,000
 (136,398)
 Direct 1:1 Services



ONWA is represented in **four regions**: East, South, West, and North.
 Map of ONWA's provincial reach.

23 Sites across Ontario delivering programs and services

- 10 ONWA direct service delivery sites
- 13 Chapter membership organizations
- 21 Councils



Contact ONWA at onwa.ca/contact-us

Follow ONWA on social media onwa.ca/social

Learn more about ONWA at onwa.ca/welcome

"ONWA fought for me when I was not fully willing to fight for myself. I have a life today that I never even imagined possible. It wouldn't have been possible without ONWA, with the support I was able to get the help I needed...to build a new life."

"Prior to this, I had been homeless, living secretly with my sister. I was feeling hopeless and overwhelmed by trying to find housing all by myself... I am now happily in my own apartment that meets my medical needs as well. I honestly believe that without her [Nihdawin Worker] support, I would have continued to be homeless. Her work matters. She changed my life for the better."

"ONWA has and always will be a huge part of my life, from being so down and out to completely transforming and reclaiming myself, my life, and my family. I will forever maintain my connection to the ONWA and send people their way."

"I'm happy that I wasn't alone. I don't think I could deal with everything by myself. My worker helped me by explaining and supporting me as I dealt with the Child Welfare agency."

"It's hard being a mom and having the support of the group made me feel heard."

Demographic Profile of Indigenous Women in Ontario



In 2021, the percentage of Indigenous women (aged 25-64) with a postsecondary qualification was **58.4%**, up from 52.2% in 2016. This includes an apprenticeship, trade certificate or diploma, college, CEGEP, university degree etc.

In 2021, **18.4%** of Indigenous women (aged 25-64) in Ontario had a bachelor's degree or higher, up from 14% in 2016.

Sources: 1. Statistics Canada. 2021 Census. Table 98-10-0264-01. Indigenous identity by Registered or Treaty Indian status and residence by Indigenous geography; Canada, provinces and territories; 2. Ibid; 3. Statistics Canada (2021) Table 98-10-0414-01. Highest level of education by major field of study and Indigenous identity; Canada, provinces and territories, census metropolitan areas and census agglomerations with parts; 4. Ibid; 5. Statistics Canada 2016 Census and 2021 Census; 6. Statistics Canada (2022). Unmet health care needs during the pandemic and resulting impacts among First Nations people living off reserve, Métis and Inuit

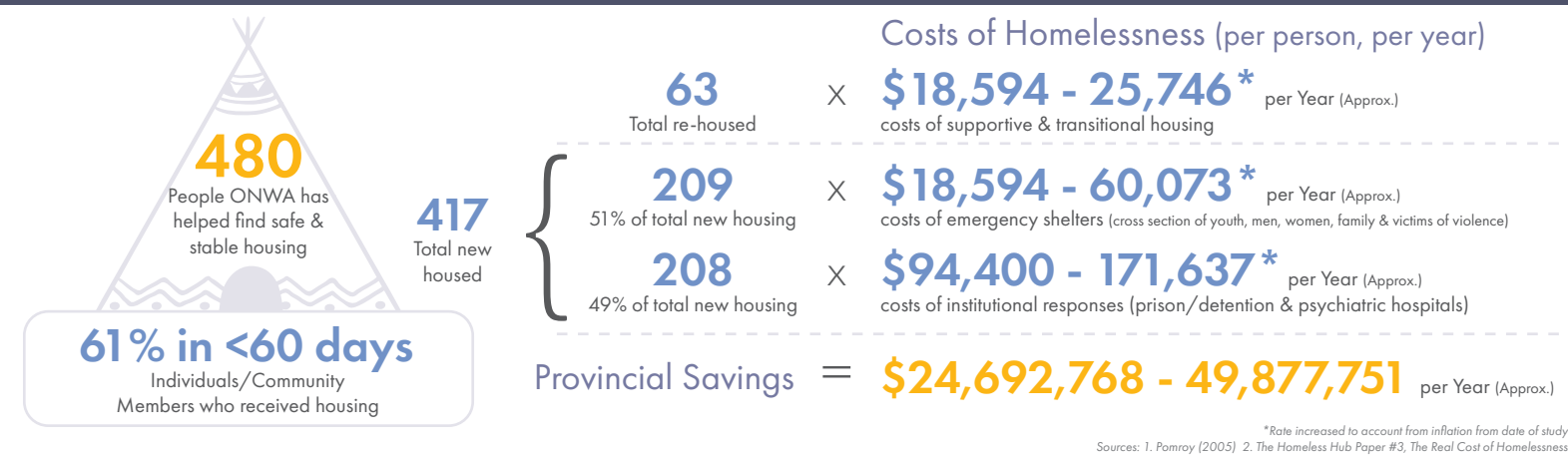
In 2022-2023, ONWA has saved the provincial government a minimum total of **\$244,000,000 - 325,000,000**

(\$243,877,078 - 325,359,661 Approx.)

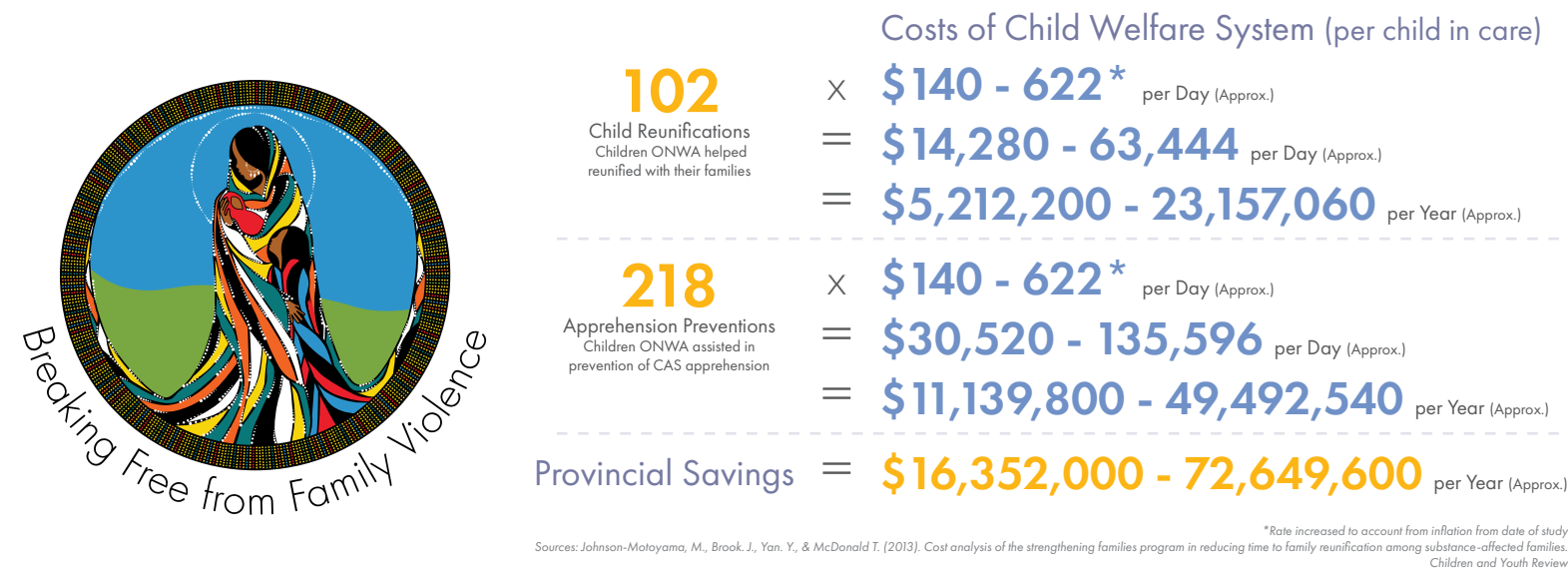
480 people housed & 102 children reunifications & 218 CAS apprehension preventions & 489 women who have exited Human Trafficking

(Based on ONWA's 2022-23 Annual Report Stats)

Nihdawin Housing Program



Breaking Free from Family Violence Program



Anti-Human Trafficking Program

